










Pesticides: Sample record-keeping form

Note: It is not compulsory to use this format. If you use the short form of a name or other entry in this form, you must write the full name/entry elsewhere, such as in a book or farm diary.

Pesticides application record sheet. Record the address of the property where the pesticide was applied.									
Date	Operator details	Crop or place where pesticide was applied	Name of pesticide used	Application rate	Total quantity applied	Blocks or areas sprayed	Estimated wind speed & direction	Other weather details	Further relevant information
									
	Name, address & contact details	Also record spraying of fallow land and any pesticides used in and around crops.*	Record all the pesticides you used.	If mixing two pesticides together you can record both on the same form.	Total amount of water, oil or other things mixed with concentrated product.	Refer to your farm map.**	If these conditions change significantly during spraying, then also record the changes. Speed Direction	Only if specified on the product label or Australian Pesticides and Veterinary Medicines Authority permit.	The product label may require you to record other information, e.g. spray equipment.

* Though not compulsory to record the pest or disease, this is recommended for good operating practices.

** A farm map is recommended, to make recording this information easier.